

# SEND in Further Education: Key Facts

**This paper covers key facts and data regarding Special Educational Needs and Disabilities (SEND) for 16 to 25-year-olds and high needs provision in colleges for young people with Education, Health and Care Plans (EHCPs).**

## Summary

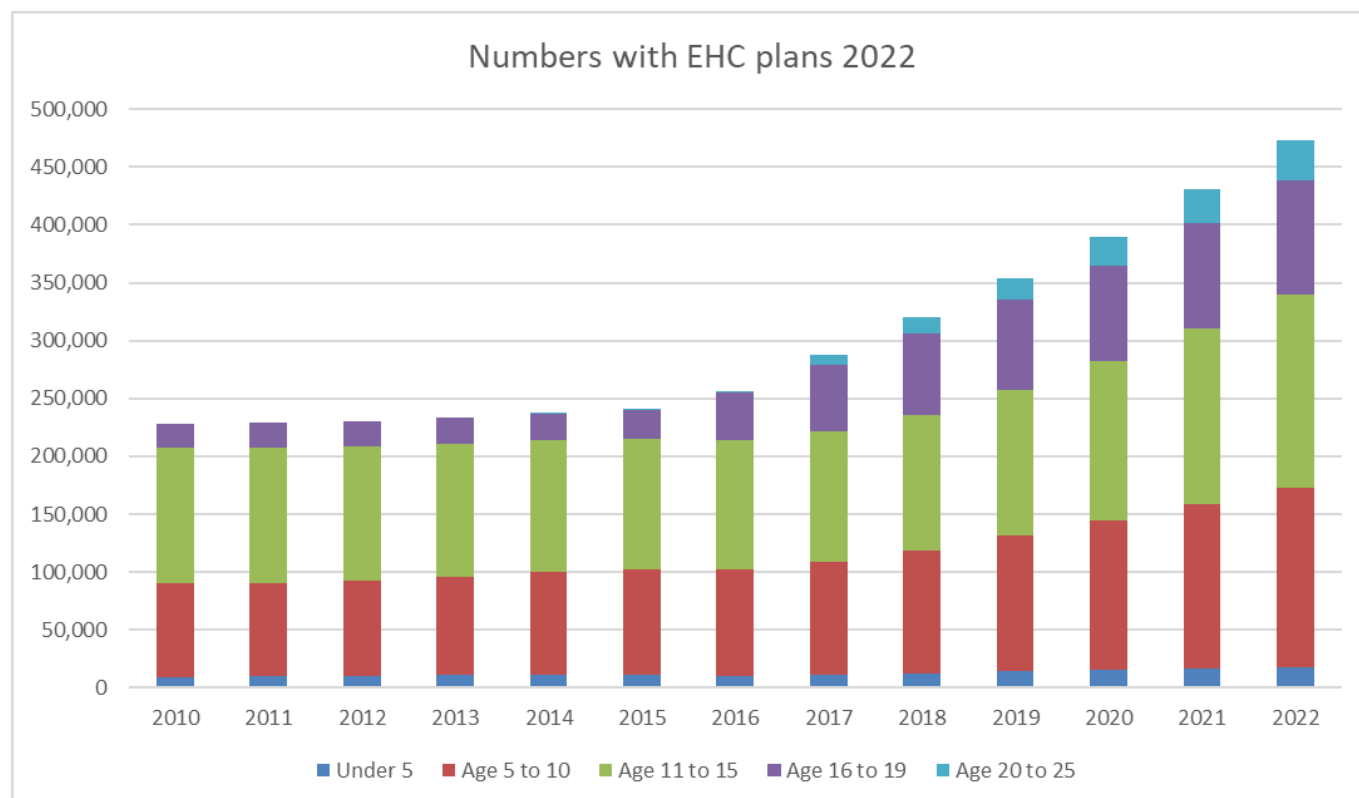
The number of young people with EHCPs is continuing to rise across all age groups. For FE, this means that demand for college places will rise further over the next ten years, due to the increases in the number of children and young people with EHCPs aged 5-10 and 11-15.

Local authorities continue to place the majority of young people with EHCPs into General FE Colleges, with specialist colleges taking approximately 10% of places for those with the most complex needs. This balance has remained steady, and it is important that different types of FE provider are supported to work together to help learners achieve their potential. [Breaking down the binary system of placements](#) and supporting joint working between GFE and specialist providers is a priority for Natspec.

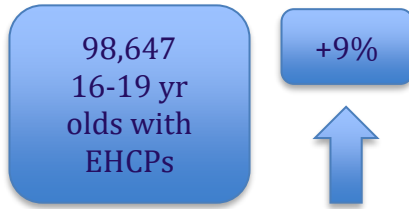
## 1. Education, Health and Care Plans

At January 2022, there were a total of 473,255 children and young people with EHCPs, an increase of 42,558 (10%) from 430,697 in January 2021. This is driven by large increases across all age groups. Those aged 16-19 and 20-25 now represent 28% of all EHCPs.

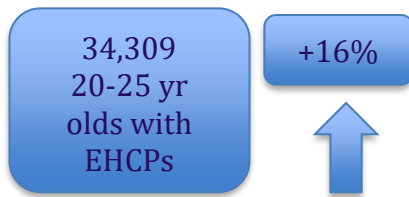
Data below from [Statements of SEN and EHC plans: England](#)



16-19 year olds with EHCPs



2017:	58,034
2018:	70,084
2019:	77,587
2020:	83,095
2021:	90,715
2022:	98,647



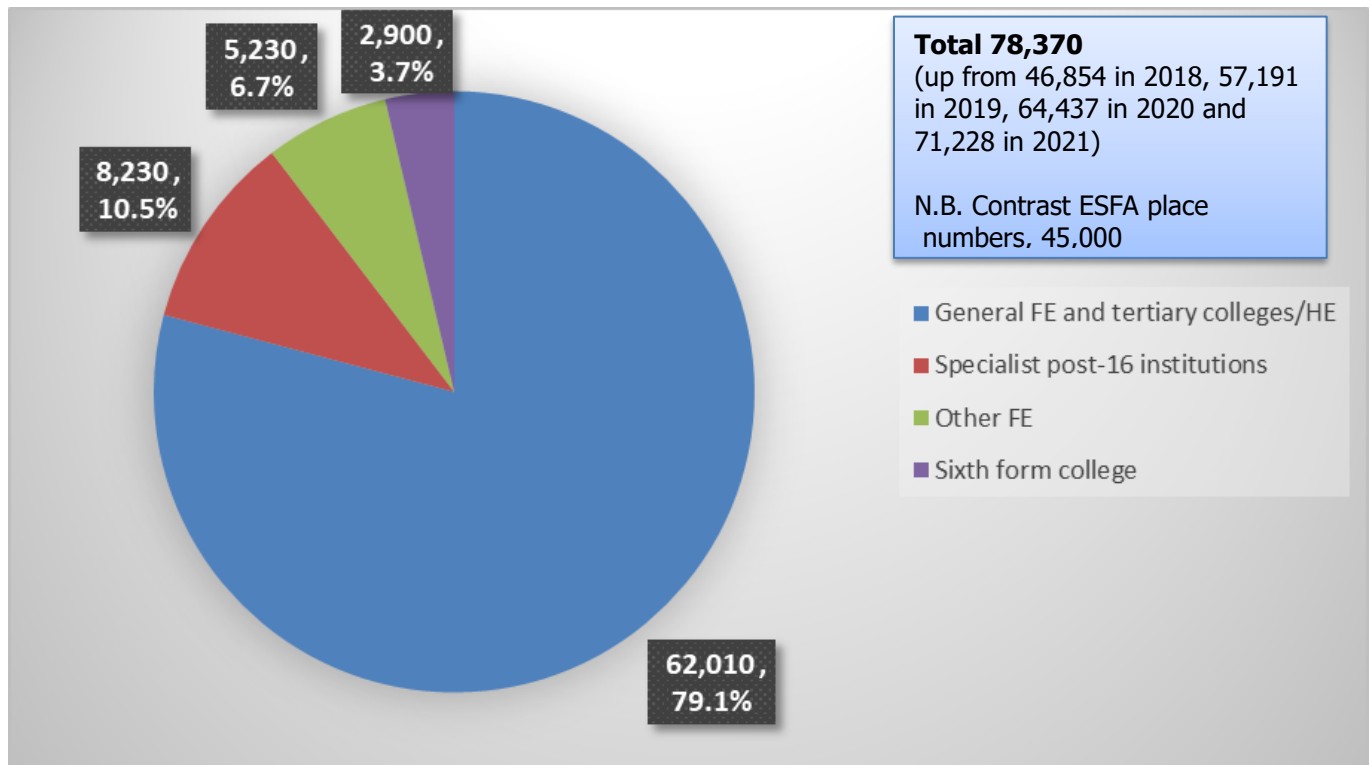
20-25 year olds with EHCPs

2017:	7,708
2018:	14,176
2019:	18,760
2020:	25,213
2021:	29,532
2022:	34,309

## 2. Placement of young people with EHC plans in FE providers

Data from the [LA SEN survey](#) also shows where LAs are placing young people with ECHPs.

This shows that there is a total of 80,392 young people with EHCPs in FE provision, with over 62,000 of them in GFE colleges. Not all of these are funded under the high needs system (see section 3 below).

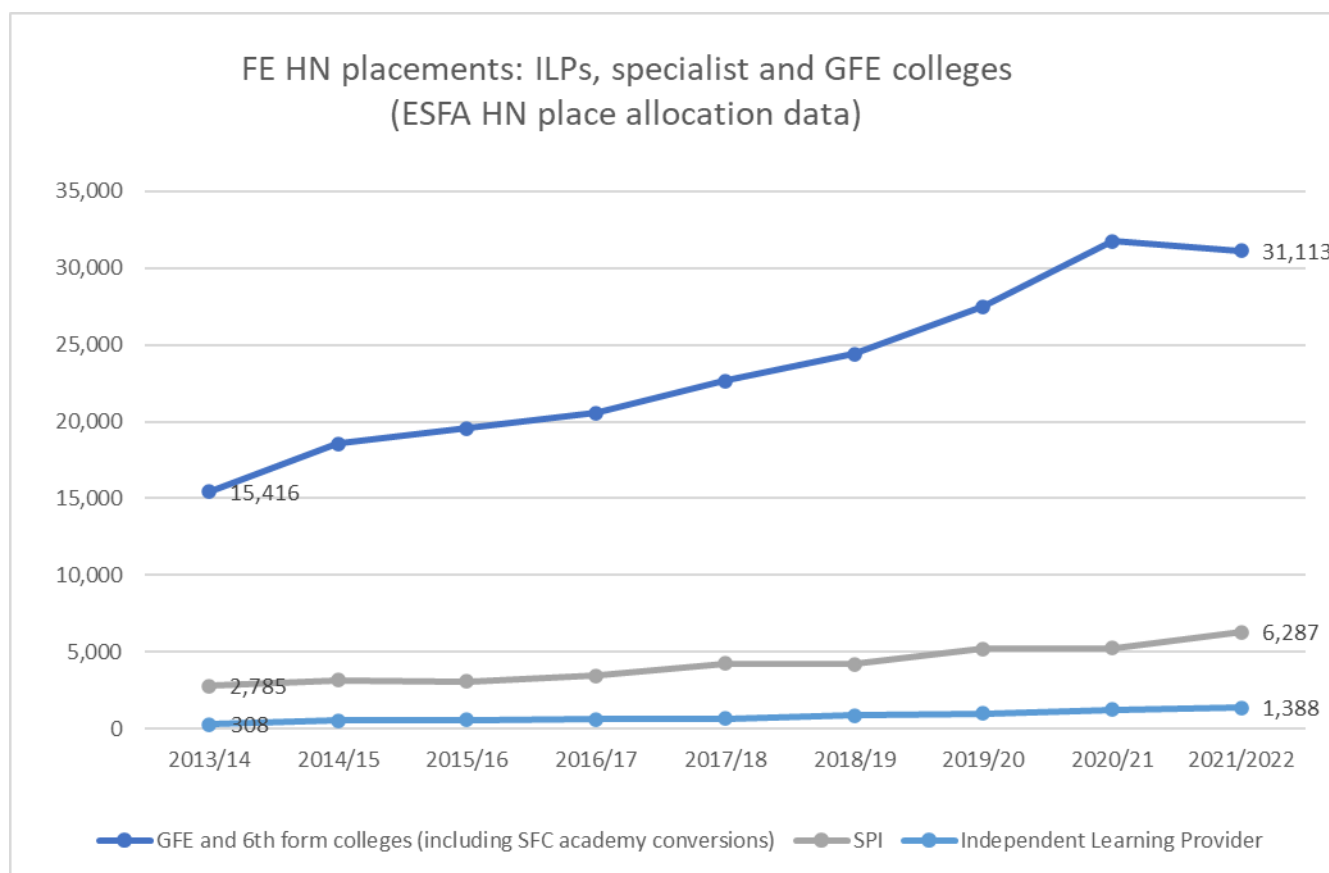


### Young people with new plans

There were 62,200 children and young people with new EHC plans and of these, 1,946 were placed in FE and 165 were placed in specialist colleges/special post 16 institutions (SPIs).

### 3. ESFA high needs place numbers

ESFA publish high needs place numbers, showing how many of the young people with EHCPs attract additional support costs in excess of £6,000 in FE. The number of high needs places in GFE colleges has doubled since 2013.



There are over 45,000 high needs funded students aged 16 to 25 educated in the FE sector (colleges, SPIs and ILPs).

The number of students with EHCPs in colleges is much higher (see section 2 above).

<https://www.gov.uk/government/publications/high-needs-allocated-place-numbers>

### 4. FE sector participation data

In 2017/18, there were 505,790 students across the FE with a self-declared learning difficulty or disability. (17% of the total). Of these:

- 188,880 students were aged 16 to 19 (21% of total students aged 16 to 19)
- 324,280 students were aged 19+ (15% of total adult students)

- The primary areas of need are as follows:

Dyslexia	119,400
Other medical condition (for example epilepsy, asthma, diabetes)	76,660
Mental health difficulty	66,830
Moderate learning difficulty	38,420
Disability affecting mobility	24,520
Autism spectrum disorder	24,320
Hearing impairment	21,380
Other learning difficulty	20,900
Social and emotional difficulties	19,700
Other disability	19,180
Visual impairment	19,010
Other physical disability	13,300
Asperger's syndrome	11,280
Other specific learning difficulty (e.g. Dyspraxia)	10,690
Severe learning difficulty	7,420
Dyscalculia	4,500
Speech, Language and Communication Needs	4,150
Profound complex disabilities	2,060
Temporary disability after illness (for example post-viral) or accident	2,020

<https://www.gov.uk/government/statistical-data-sets/fe-data-library-further-education-and-skills>

## 5. Natspec Colleges and other SPIs

There are 133 Specialist Post 16 Institutions (SPIs) in England (DfE Aug 2022 <https://get-information-schools.service.gov.uk/>), up from 107 in June 2018

113 SPIs were funded by ESFA in 2021-22, and 120 in 2022-23 (up from 101 in 2018 to 2019)

<https://www.gov.uk/government/publications/16-to-19-allocation-data-2021-to-2022-academic-year>

There are 117 Natspec full member colleges (2022), providing for over 8,200 learners